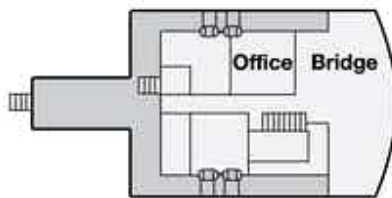


# Spirit of Enderby Deck Plan

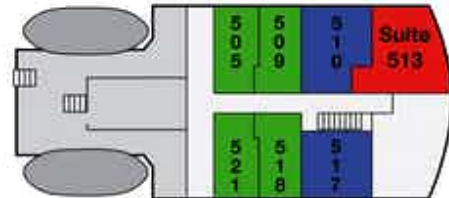


## Cabin categories:

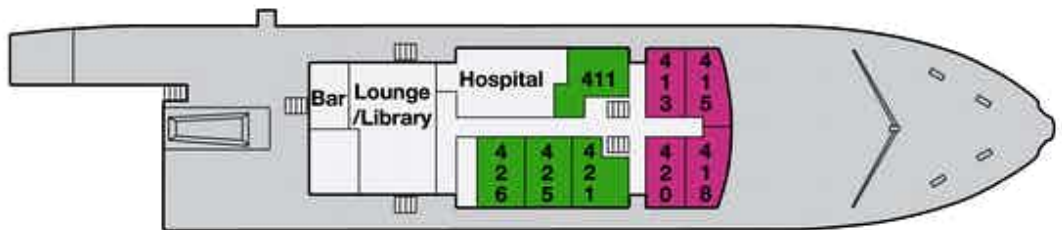
- **Captain's Suite:** Has a large lounge area, a separate bedroom with double bed, a single bed in the lounge, writing desk, wardrobe, drawers. There is a private bathroom with shower, toilet and washbasin. There are large forward and side facing windows to allow great views.
- **Mini Suite:** Have a separate bedroom with a double bed and a single bed or a sofa in the lounge, wardrobe, drawers, a desk and a private bathroom with shower, toilet and washbasin. The Mini Suites have windows.
- **Superior Plus Cabin:** Cabins have two lower berths, wardrobe, drawers, desk, a private bathroom with shower, toilet and washbasin. These cabins have windows.
- **Superior Cabin:** Cabins have bunks (an upper and lower berth), wardrobe, drawers, a desk, a private bathroom with shower, toilet and washbasin. These cabins have windows.
- **Main Deck Porthole:** Cabins have two lower berths, wardrobe, drawers, a desk, washbasin and porthole. The nearby showers and toilets are shared with other Main deck cabins.
- **Triple Porthole:** This cabin has one bunk (one upper and one lower) and one lower berth, wardrobe, drawers, a desk and wash basin. The nearby showers and toilets are shared with other Main deck cabins.



Bridge



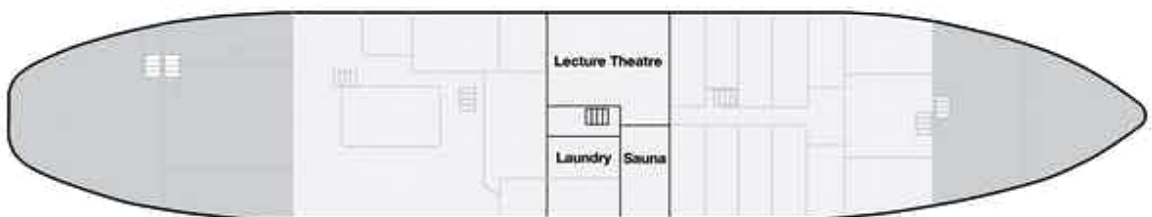
500 level



400 level



300 level - Main Deck



200 level